


20

JUSTICE WHEELS



PAYBACK



ICONS
SUPERPOWERED ROLEPLAYING
COMPATIBLE

**INCLUDES ADVANCED
VEHICLE RULES**

PAYBACK

Real Name: Unknown

Origin: Unearthly

Abilities

Prowess 4
Coordination 6
Strength 4
Intellect 4
Awareness 4
Willpower 6

Stamina 10
Determination 4

Specialties

Drive
Pilot
Weapons Expert (Guns)

Powers

Vehicle 5
Blast 4 (Shooting) - Custom Pistols

Qualities

Driven by Rage
Methodical and Ultra-Rational

Challenges


Enemies: Mafia
No Sense of Self-Preservation

Background

No one knows who the vigilante Payback is or where he comes from. It's only known that he pursues organized criminals and supervillains with a machine-like tenacity. Some speculate that perhaps his family met with tragedy and now he metes out violent justice as his way of seeking justice. Payback never talks about his past, he simply focuses on the mission at hand.

It is speculated that he has some technical expertise. His heavily modified flying car (with mounted heavy machineguns) seems to bear testament to that.





Payback's Flying Coupe

Prowess 5

Coordination 4

Strength 4

Speed 4 (effectively Super-Speed 4)

Stamina 6

Extras

Extra Passengers

Flight 4

Blast 7 - (Heavy Machine-guns)

Adventure Hook

Payback is driven for revenge against the law enforcement officers and super-heroes of the PCs city. His motivation is murky, but his goals are clear: putting as many uniformed do-gooders on the sidelines as he can. It seems that the heroes are next in his sights...

NEW POWER: Vehicle

Written by **Daniel Gallant** and **Mike Lafferty**.

Consultation and additional material by **Steve Kenson**.

Vehicle

You have a vehicle. It could be a motorcycle, car, aircraft, hovercraft, airship, space fighter, or anything that can carry you. The base vehicle has the following characteristics:

- It can carry the pilot/driver plus one passenger.
- It has a Coordination, Strength, Prowess, and Stamina equal to your power level.
- It has a Speed equal to your power level. It can travel on land, in the water, in the air, or underground as if it had an appropriate movement power (Super-Speed, Swimming, Flight, or Burrow) at the same level as its Speed.

You also get a number of vehicle build points equal to twice your Vehicle power level. You may spend these points to add extra features to your vehicle. For each vehicle build point you spend, you may add one of the following:

- Add one to your vehicle's ability scores, including its Speed.
- Add one level of an appropriate power to your vehicle, or increase an existing power by one level. (This is similar to designing a superhero using the point buy system described in *ICONS*, p. 17.)
- Add space for five additional passengers.
- Add a remote control that allows you to summon and control your vehicle from a distance.
- Allow your Vehicle to transform into an alternate form, built as a separate vehicle at your power level minus 1. Your vehicle can have a maximum of two alternate forms in addition to its base form (for a total of three vehicle modes).

At GM's discretion, you may obtain additional vehicle build points by lowering one or more of the default values for your vehicle's ability scores, including its Speed.

A few notes on a vehicle's ability scores:

- Stamina is a measure of a vehicle's structural integrity and (to some degree) the protection it provides its driver and passengers. When a vehicle's Stamina is reduced to zero, it is considered disabled and inoperable.
- Speed is the relative speed of the vehicle in relation to other vehicles. This provides a standard measure of speed across the various movement powers. This is intended for tests during chases.
- A vehicle's Strength is a measure of its towing and/or lifting capacity.
- A vehicle's Coordination is used for appropriate tests (such as piloting or driving) instead of the character's Coordination. It may be modified by an appropriate specialty such as Pilot.
- Generally, it's recommended that the vehicle's Coordination attribute also is used for attacking with vehicle-mounted weapons. However, at the GM's discretion, a character's Coordination can be used instead. A character's Coordination should be used for attacking from a vehicle with a weapon that is not mounted on the vehicle.
- A vehicle's Prowess is used for strictly physical attacks such as ramming during vehicle combat.

Vehicles in Combat

In combat, a vehicle acts as a partial shield for its driver and passengers. Any damage is absorbed by the vehicle's Stamina and not the characters inside. In order to hit a passenger or driver inside a vehicle, a successful called-shot maneuver (*ICONS*, p. 67) is necessary.

The benefit of any other defensive powers added onto the vehicle (such as Invulnerability, perhaps described as armor and bulletproof glass) or Force Field would be in addition to this default level of protection.

Some common sense is in order. A souped-up skateboard will not provide the same protection as an armored sports car, and the GM should feel free to waive this rule as she sees fit.

Chasing Without a Vehicle

Characters with an appropriate movement power can take part in a chase. This is at the GM's discretion. We suggest using the level of the movement power as the Speed attribute for the purpose of the pursuit.

In the optional chase rules appendix there's a Speed bonus chart that can be handy when dealing with pursuits that involve vehicles or characters with different powers.

Maneuvers in Vehicle Combat

On the ICONS [Truth and Justice wiki](#), Steve Kenson has written an article detailing how a character can (with a successful test) place a temporary aspect on another person or situation.

This makes a fun addition to vehicle-based combat. For example, the hero Inferno (in his customized, super-charged sports car, the Firestarter) is chasing the ice-based criminal Frostbite (who is in his modified hover-tank) through the streets of the city. Inferno attempts to use his car's flame throwers to add a "melted tank tread" aspect to Frostbite's tank. Inferno's player rolls a Coordination test and gets an effort of 10. Compared to Frostbite's difficulty of 7 (for Coordination 5 and Expert Driver), that is an outcome of 3, which is a major success. Frostbite's tank has a damaged tread for the rest of this chapter and Inferno gets a free tag for that aspect.

Team Vehicle

A team can pool their Determination and buy a vehicle, Spending their collective Determination to buy the Vehicle power at a rate of 1 to 1.

Chase Rules

The default recommendation for chase rules for ICONS is a Success Pyramid with tests based on relevant traits such as Speed or Coordination (factoring in Specialties like Piloting or Drive).

In a nutshell, a character or group of characters

would do a series of related tests in order to accumulate enough successes to equal a massive success (an effect of 5 or more) in order to catch up with a target or to escape from their pursuer.

Optionally, some Pyramid Test variations (like Balanced, Competitive, Fragile, and Triggered) for accidents, collisions, etc.) could be mixed in to add variety and customize the feel of the chase.

The following link provides more details about the [Success Pyramid and Pyramid Tests](#).

Appendix: Optional Extra-Crunchy Chase Rules

These rules present a "crunchier" alternate set of chase rules for ICONS.

In a chase there are two individuals or groups, a Chaser and an Escapee. There is no question as to who is chasing whom. The Chaser wants to catch the Escapee, and the Escapee wants to get away.

In the cases where there is no reasonable way for a party without a vehicle or a movement power to take part in the chase (either pursuing or evading), then the party with the movement power simply escapes or catches up, depending on their intent. The goal of the Escapee is to increase the distance to 11 "zones," at which point, they get away.

Note that "zones" is an abstract unit and does not necessarily mean physical distance; it could also mean they are separated by city blocks, crates in a warehouse, asteroids, a sufficient number of twists and turns in a maze, crowds in a mall – whatever would be appropriate for the scene and the characters involved.

Before starting the chase, the GM should determine the starting distance in zones between the Chaser and the Escapee:

- Start with a base of 2.
- Add 1 if the Chaser was monologuing, blinded by a handful of sand, or otherwise distracted from the chase.

- Subtract 1 if the Escapee was distracted, prone, or otherwise disadvantaged when the chase started. This will yield a result from 1 to 3.

During each panel of a chase, the Chaser and the Escapee might take the following actions:

1) Get Away – The Escapee tries to increase the distance.

- First, test the Escapee’s Coordination against the Chaser’s Coordination.
- If the Escapee wins, they can add their success (i.e., the difference between the two totals) to their Speed. If they lose, they subtract the difference between the two totals.
- Add the Speed of the Escapee to the distance, then subtract the Speed of the Chaser. This is the new distance. If it is 11 or more, the Escapee has successfully made a getaway.

2) Trick – The Escapee attempts to deceive and evade the Chaser.

- The Escapee rolls a test of their Vehicle power (or other movement power being used). The Chaser rolls a Coordination test.
- If the Escapee wins, add the level of the power used to the Escapee’s Speed.
- Next, add the new Speed of the Escapee to the

distance.

- Then subtract the Speed of the Chaser from the distance. If the new distance is 11 or more, the Escapee has successfully gotten away.

3) Attack – Either the Chaser or the Escapee makes a normal attack.


- Handle the attack per usual ICONS rules, adding an appropriate difficulty to reflect the conditions of the chase. If the other character survives and remains in the chase, proceed with the next step.
- Subtract 2 from the attacker’s Speed.
- Add the Speed of the attacker to the distance, then subtract the Speed of the defender.
- If the new distance number is 11 or more, the Escapee gets away.

NOTE: Modifications to Speed are only for that round.

Optional: Relative Effectiveness of Powers

Sometimes one power will have an advantage over another. The value (obtained from the table shown below) is a bonus available to the Chaser or Escapee and can be used once each turn as a bonus to Speed or Coordination.

	Escapee								
Chaser	Flight	Super Speed	Swinging	Teleportation	Burrowing	Dimension Travel	Leaping	Wall-Crawling	No Power
Flight	0	1	1	1	2	*	1	1	5
Super Speed	1	0	2	1	1	*	1	1	5
Swinging	1	2	0	1	1	*	0	0	5
Teleportation	1	1	1	0	1	*	1	1	5
Burrowing	2	1	1	1	0	*	1	2	5
Dimension Travel	0	0	0	0	0	0	0	0	0
Leaping	1	1	0	1	1	*	0	0	5
Wall-crawling	1	1	0	1	2	*	0	0	5
No Power	5	5	5	5	5	*	5	5	0
	Bonus for Chaser	Bonus for Escapee	No Bonus			* = Escape is automatic			



Open Game License

The following text is the property of Wizards of the Coast, Inc. and is Copyright 2000 Wizards of the Coast, Inc ("Wizards"). All Rights Reserved.

1. Definitions: (a) "Contributors" means the copyright and/or trademark owners who have contributed Open Game Content; (b) "Derivative Material" means copyrighted material including derivative works and translations (including into other computer languages), potation, modification, correction, addition, extension, upgrade, improvement, compilation, abridgment or other form in which an existing work may be recast, transformed or adapted; (c) "Distribute" means to reproduce, license, rent, lease, sell, broadcast, publicly display, transmit or otherwise distribute; (d) "Open Game Content" means the game mechanic and includes the methods, procedures, processes and routines to the extent such content does not embody the Product Identity and is an enhancement over the prior art and any additional content clearly identified as Open Game Content by the Contributor, and means any work covered by this License, including translations and derivative works under copyright law, but specifically excludes Product Identity. (e) "Product Identity" means product and product line names, logos and identifying marks including trade dress; artifacts; creatures characters; stories, storylines, plots, thematic elements, dialogue, incidents, language, artwork, symbols, designs, depictions, likenesses, formats, poses, concepts, themes and graphic, photographic and other visual or audio representations; names and descriptions of characters, spells, enchantments, personalities, teams, personas, likenesses and special abilities; places, locations, environments, creatures, equipment, magical or supernatural abilities or effects, logos, symbols, or graphic designs; and any other trademark or registered trademark clearly identified as Product Identity by the owner of the Product Identity, and which specifically excludes the Open Game Content; (f) "Trademark" means the logos, names, mark, sign, motto, designs that are used by a Contributor to identify itself or its products or the associated products contributed to the Open Game License by the Contributor (g) "Use", "Used" or "Using" means to use, Distribute, copy, edit, format, modify, translate and otherwise create Derivative Material of Open Game Content. (h) "You" or "Your" means the licensee in terms of this agreement.

2. The License: This License applies to any Open Game Content that contains a notice indicating that the Open Game Content may only be Used under and in terms of this License. You must affix such a notice to any Open Game Content that you Use. No terms may be added to or subtracted from this License except as described by the License itself. No other terms or conditions may be applied to any Open Game Content distributed using this License.

3. Offer and Acceptance: By Using the Open Game Content You indicate Your acceptance of the terms of this License.

4. Grant and Consideration: In consideration for agreeing to use this License, the Contributors grant You a perpetual, worldwide, royalty-free, non-exclusive license with the exact terms of this License to Use, the Open Game Content.

5. Representation of Authority to Contribute: If You are contributing original material as Open Game Content, You represent that Your Contributions are Your original creation and/or You have sufficient rights to grant the rights conveyed by this License.

6. Notice of License Copyright: You must update the COPYRIGHT NOTICE portion of this License to include the exact text of the COPYRIGHT NOTICE of any Open Game Content You are copying, modifying or distributing, and You must add the title, the copyright date, and the copyright holder's name to the COPYRIGHT NOTICE of any original Open Game Content you Distribute.

7. Use of Product Identity: You agree not to Use any Product Identity, including as an indication as to compatibility, except as expressly licensed in another, independent Agreement with the owner of each element of that Product Identity. You agree not to indicate compatibility or co-adaptability with any Trademark or Registered Trademark in conjunction with a work containing Open Game Content except as expressly licensed in another, independent Agreement with the owner of such Trademark or Registered

Trademark. The use of any Product Identity in Open Game Content does not constitute a challenge to the ownership of that Product Identity. The owner of any Product Identity used in Open Game Content shall retain all rights, title and interest in and to that Product Identity.

8. Identification: If you distribute Open Game Content You must clearly indicate which portions of the work that you are distributing are Open Game Content.

9. Updating the License: Wizards or its designated Agents may publish

updated versions of this License. You may use any authorized version of this License to copy, modify and distribute any Open Game Content originally distributed under any version of this License.

10. Copy of this License: You MUST include a copy of this License with every copy of the Open Game Content You Distribute.

11. Use of Contributor Credits: You may not market or advertise the Open Game Content using the name of any Contributor unless You have written permission from the Contributor to do so.

12. Inability to Comply: If it is impossible for You to comply with any of the terms of this License with respect to some or all of the Open Game Content due to statute, judicial order, or governmental regulation then You may not Use any Open Game Material so affected.

13. Termination: This License will terminate automatically if You fail to comply with all terms herein and fail to cure such breach within 30 days of becoming aware of the breach. All sublicenses shall survive the termination of this License.

14. Reformation: If any provision of this License is held to be unenforceable, such provision shall be reformed only to the extent necessary to make it enforceable.

15. COPYRIGHT NOTICE

Open Game License v 1.0 Copyright 2000, Wizards of the Coast, Inc. Fudge System Reference Document, Copyright 2005, Grey Ghost Press, Inc.; Authors Steffan O'Sullivan and Ann Dupuis, with additional material by Peter Bonney, Deird'Re Brooks, Reimer Behrends, Shawn Garbett, Steven Hammond, Ed Heil, Bernard Hsiung, Sedge Lewis, Gordon McCormick, Kent Matthewson, Peter Mikelsons, Anthony Roberson, Andy Skinner, Stephan Szabo, John Ughrin, Dmitri Zagidulin. FATE (Fantastic Adventures in Tabletop Entertainment), Copyright 2003 by Evil Hat Productions LLC; Authors Robert Donoghue and Fred Hicks.

Spirit of the Century, Copyright 2006, Evil Hat Productions LLC. Authors Robert Donoghue, Fred Hicks, and Leonard Balsera. Icons, Copyright 2010, Steve Kenson, published exclusively by Adamant Entertainment in partnership with Cubicle Seven Entertainment, Ltd.

Justice Wheels 1, 2, 3, 4, 5, 6, 7, 8, 9, 10, 11, 12, 13, 14, 15, 16, 17, 18, 19, 20 Copyright 2012 Fainting Goat Games. Author Mike Lafferty.

The following is designated as Product Identity, in accordance with Section 1(e) of the Open Game License, Version 1.0a: All Characters and their associated descriptions, backgrounds, and related information

ICONS Superpowered Roleplaying is a trademark of Steve Kenson, published exclusively by Ad Infinitum Adventures. The ICONS Superpowered Roleplaying Compatibility Logo is a trademark of Ad Infinitum Adventures and is used under the ICONS Superpowered Roleplaying Compatibility License.

ICONS and associated marks and logos are trademarks of Steve Kenson and Ad Infinitum Adventures, and are used under license.

Compatibility with ICONS requires ICONS Superpowered Roleplaying from Ad Infinitum Adventures. Ad Infinitum Adventures does not guarantee compatibility, and does not endorse this product.

Justice Wheels 20

Written by Mike Lafferty

Art by Rick Hershey

Edited by Chris Heard

Layouts by Adrian Smith

Cover design by Dan Houser & Adrian Smith

Additional fonts from Blambot.com